



District Report Card: 2017


State: Telangana	District: Peddapalli
Class: 5	Subject: Language
Schools: 60	Students: 775


Participation/Coverage


Students

GENDER 	Boys		Girls	
	Number	%	Number	%
	326	42.06	449	57.94

AREA 	Rural		Urban	
	Number	%	Number	%
	570	73.55	205	26.45

CATEGORY 	SC		ST		OBC		GEN	
	Number	%	Number	%	Number	%	Number	%
	264	34.06	40	5.16	444	57.29	27	3.48

CWSN 	LD	VI	HI	S&LD	ID	Oth
	1	0	0	2	0	1

Management 	Government		Government-aided	
	Number	%	Number	%
	725	93.55	50	6.45

Average Performance of Students in Language (%)

Overall	Gender		Area		Management		Social Group			
	Male	Female	Rural	Urban	Govt.	Aided	SC	ST	OBC	GEN
55.85	56.52	55.35	57.73	50.60	56.68	43.73	51.14	58.83	58.89	47.41

Performance on Learning Outcomes (LOs)

Learning Outcomes	Description	Average Performance(%)
L504	Reads and comprehends independently storybooks, news items/ headlines, advertisements etc.	58.74
L508	Reads text with comprehension, locates details and sequence of events	54.40

Range of Performance of Students who Answered Correctly							
Below 30%		30% - 50%		50% - 75%		Above 75%	
Number	%	Number	%	Number	%	Number	%
106	13.68	215	27.74	287	37.03	167	21.55

Lowest Performing Learning Outcomes (LOs)

- 1 - Reads text with comprehension, locates details and sequence of events (54.40)
- 2 - Reads and comprehends independently storybooks, news items/ headlines, advertisements etc. (58.74)